

PURE POWER

THE NEW GEELY E5
2025





DESIGN

Powered by a robust 160kW motor, delivering an impressive blend of safety and comfort, which ensures peace of mind on every journey.

| | | | |
|--|--|--|---|
| Up to 430 KM¹ WLTP Range | Fast charging 20 MINS² From 30% to 80% | Acceleration 6.9S¹ From 0 to 100km/h | Energy Consumption 15.8 kwh/100km 1.2 L/100km |
|--|--|--|---|

SLEEK EXTERIOR

DESIGN THAT MATTERS

A confident stance and sleek front grille design give the E5 impressive road presence from the very first glance.



3



SEAMLESS DOOR HANDLES

Smooth Entry, Sleek Finish



ADJUSTABLE HEATED MIRRORS

Clear Visibility, Every Time



PANORAMIC SUNROOF

Your window to the world



LED HEADLIGHTS

Brilliance, Built in



STYLISH TAILLIGHTS

Light the Way Behind



POWER TAILGATE

One-Touch Convenience

4



CONFIDENCE ON THE ROAD

Navigate the city or escape for the weekend with ease. The E5 ensures every journey is seamless, safe, and supremely comfortable.

COMFORT-DRIVEN INTERIOR



SUPRISING INSIDE AND OUT

Stepping into the interior of the Geely E5 you are greeted with premium materials, functional storage spaces, and generous interior space to achieve ultimate levels of comfort.



PANORAMIC SUNROOF

The panoramic sunroof can be opened to allow in the fresh air. It also includes an opaque sunblind to efficiently manage the in-cabin temperature.



WIRELESS CHARGING

The driver side smartphone storage also functions as a wireless charger which can be turned on and off.



COMFORT AT HEART

Sleek aerodynamic lines meet intelligent interior design. The E5 pairs cutting-edge technology with premium craftsmanship to redefine the driving experience.



ALL FOR THIS

The E5 can charge your gear and
gadgets with V2L tech.

SIT BACK & RELAX

WELCOME TO THE EXECUTIVE LOUNGE

The front seats cool you down and soothe you with ventilation and massage functions (E5 Apex Model Only).



| 8-POINT
| MASSAGE SEATS

| WHISPER
| QUIET CABIN

| FULLY RECLINING
| FRONT SEATS

SMART STORAGE SOLUTIONS



DEDICATED BOTTLE COMPARTMENT




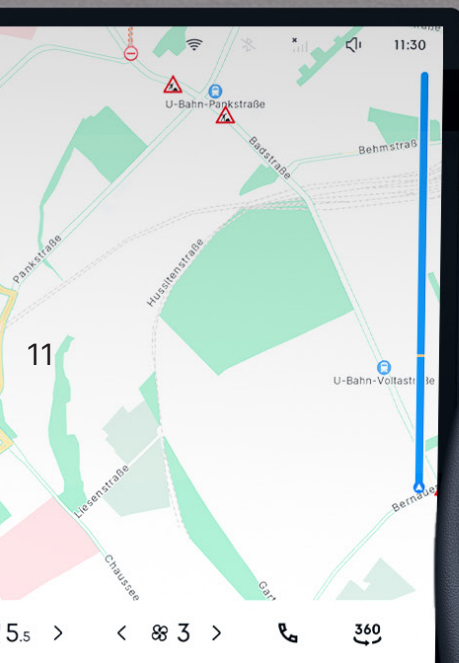
MORE ROOM, MORE POSSIBILITIES



OVER THE AIR, INTO YOUR CAR

600 m
Central Avenue

40 km/h



Keep your Geely E5 up to date with Over the Air updates (OTA). The latest release of features and enhancements can be done from the comfort of your own home.

WORLD LEADING FLYME AUTO SYSTEM

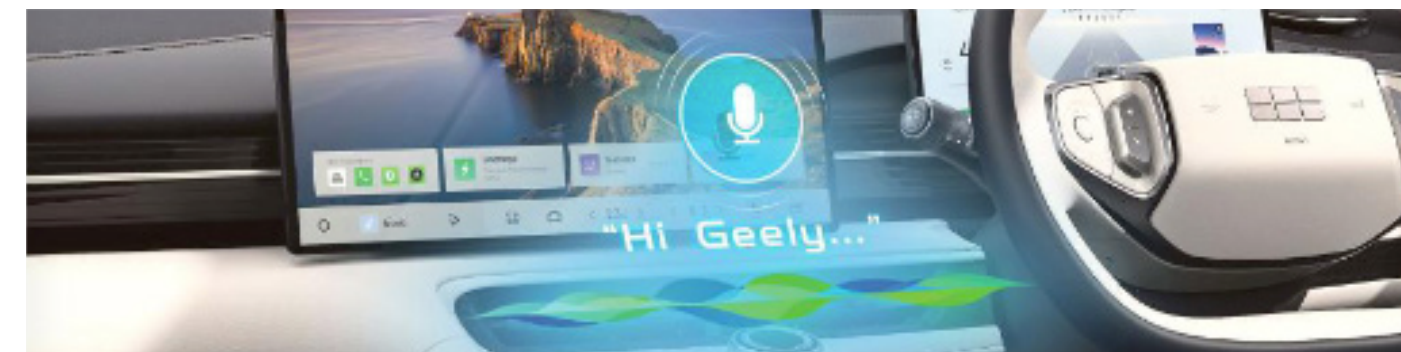
A SMARTER WAY TO DRIVE

Control your car like a smartphone with Flyme Auto, featuring:



FLYME SOUND

1000W, 16-speaker Flyme Sound for an immersive audio experience.



VOICE RECOGNITION

Natural voice recognition with over 200 commands - just say, "Hi, Geely, take me home."




CONTROL WHEEL

Designed for convenience and personalisation, it puts control at your fingertips, exactly the way you like it.



TECHNICAL
DETAILS



BSD
Blind Spot Detection



TSI
Traffic Sign Information



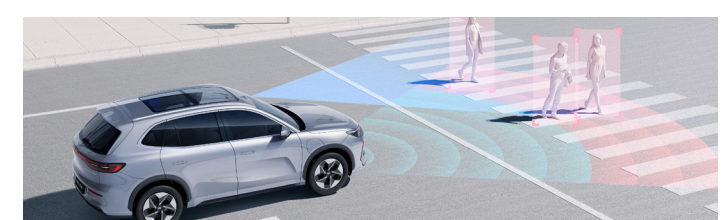
ICC
Intelligent Cruise Control



DOW
Door Open Warning



ELKA
Emergency Lane Keeping Assist



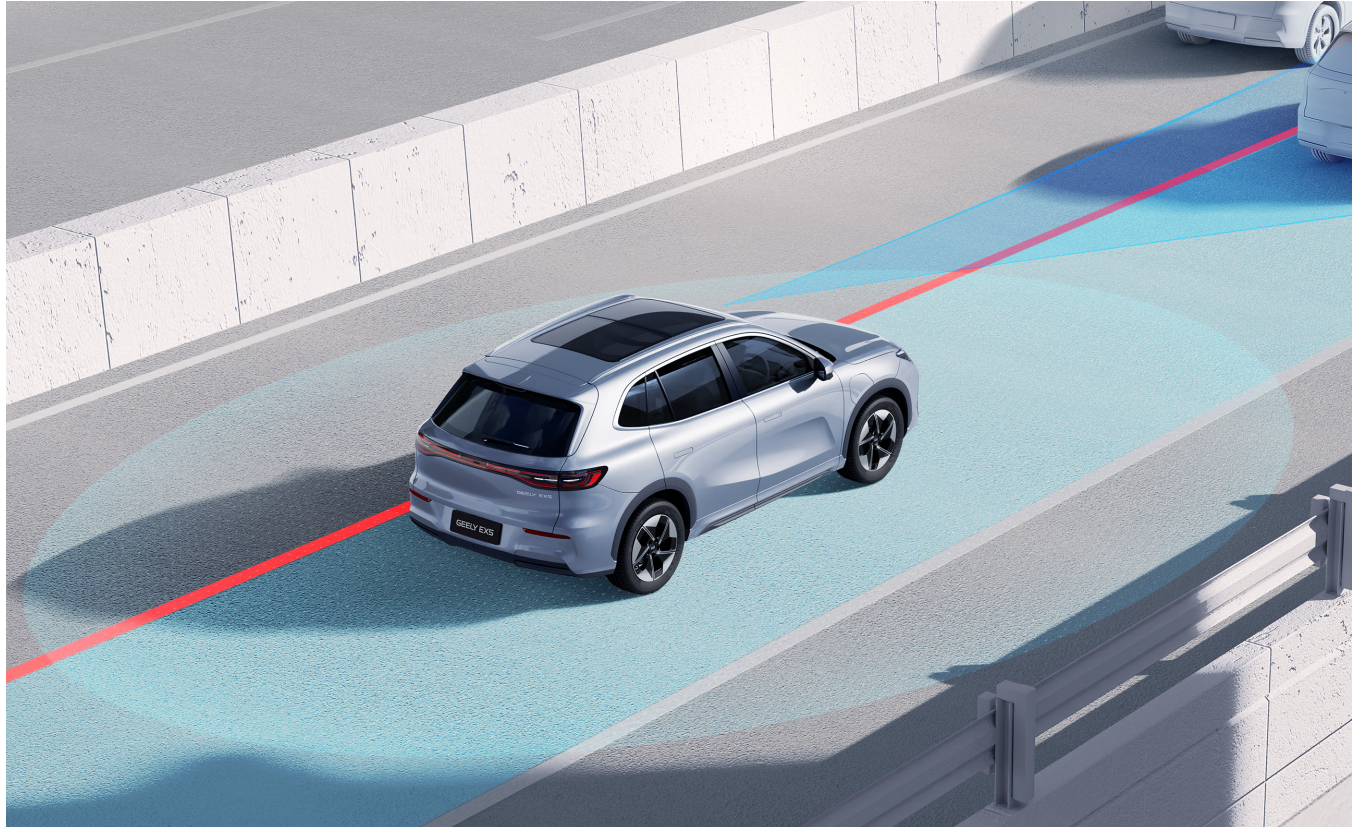
AEB
Autonomous Emergency Braking



RCTA
Rear Cross Traffic Alert



LCA
Lane Changing Assistant



LKA
Lane Keeping Assist

FASTER EV CHARGING



HOME CHARGING

Get in touch with your Authorised Geely Dealer to find out about the various home charging solutions available for your Geely E5.



PUBLIC CHARGING

Access South Africa's growing charging network and take advantage of your Geely E5 superior charging speeds.


ON YOUR WAY IN JUST 20 MINUTES²

Whether charging at home or using a public network, the E5 benefits from its 11kW on-board charger and 100kW DC fast-charging capability. With a fast charging station, the vehicle can charge from 30% to 80% in approximately 20 minutes.

REVOLUTIONARY BATTERY TECHNOLOGY

GEELY SHORT BLADE BATTERY

Experience longer range, enhanced safety, and faster charging from Geely's latest battery technology that has surpassed rigorous global safety tests.




RESILIENT
TO PUNCTURES

ULTRA-LONG
BATTERY LIFE

SWIFT
CHARGING

STRUCTURE

GEA GLOBAL INTELLIGENT ELECTRIC ARCHITECTURE
The best and latest what Geely has to offer; the new architecture delivers on excellent safety and intelligence.



**CELL-TO-BODY (CTB)
INTEGRATED BODY & BATTERY STRUCTURE**

STRONGER
Battery Protection
Side Collision Cell 0 Compression

BETTER
Torsional Stiffness
31000 N.m/deg

BIGGER
Cabin Space
Lower Floor Height

MORE STABLE
Driving Experience
Low Center of Gravity


**THIN-HIGH PERFORMANCE
INTELLIGENT ELECTRIC DRIVE SYSTEM**

160KW
Maximum
Power

320N.M
Maximum
Torque

430KM¹
Driving Range
(WLTP)

0 - 100KM/H¹
Acceleration in
6.9s



TESTED
2025 ★ ★ ★ ★ ★



KEEPING YOU AND WHO YOU LOVE PROTECTED

Thanks to the innovative design and technology poured into the Geely E5, it has been awarded with the highest safety ranking under ANCAP's stringent testing protocols.

GEELY CONNECTED SERVICES

4G CONNECTIVITY

Every Geely comes with 2 years 4G Connectivity as standard giving you access to the best we have to offer³.



OVER THE AIR UPDATES

Download the latest updates from Geely to receive the freshest features for your vehicle.



MEDIA STREAMING

Get direct access to your favourite music, podcasts or audiobooks, without having to touch your phone.



ACCESS TO GEELY APP STORE

Browse the latest applications which are purpose built for your vehicle.



ENHANCED VOICE CONTROL

Have your burning questions answered by your Geely, like "What's the weather in Johannesburg tomorrow?"



REMOTE FUNCTIONS VIA GEELY APP

Control and check your vehicle straight from the palm of your hands.



REMOTE VEHICLE FUNCTIONS

The 4G connectivity of your Geely allows you to communicate with your vehicle via the Geely smartphone app³.

VEHICLE LOCATION

Find your vehicle on a map or activate the horn.



VEHICLE STATUS

Check the interior temperature, or if you have left the doors or sunroof open for peace of mind.



SCHEDULED CHARGING

Set your vehicle charging times to take advantage of off-peak periods at home.



CLIMATE

Activate air conditioning functions like demister and temperature control.



DOORS & WINDOWS

Lock and unlock your doors or crack open a window to get some airflow.



TAILGATE

Lock and unlock the tailgate to allow for remote access.





ALL-NEW
GEELY E5

25

GEELY care

GEELY CARE+ is committed to becoming "the most trusted companion on every journey." Its warm and approachable identity expresses genuine care and steadfast protection for every user.

| | E5 |
|---------------------|-------------------|
| Vehicle warranty | 6 year/150 000 KM |
| Battery warranty | 8 year/200 000 KM |
| Service plan | 6 year/120 000 KM |
| Roadside assistance | 5 year Unlimited |




ES ASPIRE

- 430km WLTP Range¹
- Full Active Safety
- 15.4” HD Multimedia Display
- Surround View Monitor with 3D View
- 18” Alloy Wheels


27



EXTERIOR COLOURS



INTERIOR COLOURS




ES APEX

- 410km WLTP Range¹
- 13.8” HD Head-Up Display
- Flyme Sound 16-speaker, 1000W Premium Sound System
- Front Seat Massage with 6 Modes
- Panoramic Sunroof with Opening Function
- 19” Alloy Wheels

28



EXTERIOR COLOURS



INTERIOR COLOURS



SPECIFICATION GUIDE

| Powertrain | | Aspire | Apex |
|---------------------------------|-----|-------------------------|------|
| Powertrain Type | | BEV | |
| Propulsion Type | | Front-Wheel Drive (FWD) | |
| Electrical Motor Type | | 11in1 Electrical Drive | |
| Max. Electric Motor Power | Kw | 160 | |
| Max. Net Torque | Nm | 320 | |
| Battery Capacity | kWh | 60.22 kWh | |
| Battery Type | | Lithium Iron Phosphate | |
| Drive Mode | | Eco/Normal/Sport | |
| AC Charging Time (SOC 10%-100%) | h | 6.1* | |
| Max. AC Charging Power | kW | 11 | |
| DC Charging Time (SOC 30%-80%) | Min | 20* | |
| Max. DC Charging Power | kW | 100 | |

| Chassis | | Aspire | Apex |
|---------------------------------------|--|-------------------------------|------|
| Suspension | | F-Mcpherson/R-Multi-Link | |
| Steering | | Electric Power Steering (EPS) | |
| Braking System | | F-Ventilated/R-Solid | |
| Braking Energy Regeneration System | | • | • |
| Adjustable Energy Regeneration System | | • | • |

| Performance | | Aspire | Apex |
|----------------------------------|--|--------|------|
| WLTP Combined Driving Range | | 430 | 410 |
| WLTP Combined Energy Consumption | | 15.8 | 16.0 |
| NEDC Combined Driving Range | | 495 | 490 |
| NEDC Combined Energy Consumption | | 13.9 | 14.0 |
| Max. Vehicle Speed | | 175 | |
| Acceleration 0-100km/h | | 6.9 | 7.1 |

| Exterior | | Aspire | Apex |
|--|--|--------|------|
| All LED Automatic Headlights (with Follow Me Home) | | • | • |
| LED Daytime Running Lights (DRL) | | • | • |
| All LED Taillights | | • | • |
| Intelligent High Beam Control (IHBC) | | — | • |
| LED Cornering lghts | | • | • |
| LED High Mounted Stop Light | | • | • |
| LED Rear Fog Lights | | • | • |
| AGS Active Grille Shutters | | • | • |
| Roof Rack | | • | • |
| Panaramic Power Sunroof with Power Sunshade | | — | • |
| Power Hidden Door Handles | | • | • |
| Rear Privacy Windows & Windshield | | • | • |
| Power Tailgate | | — | • |
| Power Adjustable Exterior Mirrors | | • | • |
| Heated Exterior Mirrors | | • | • |
| Power Folding Exterior Mirrors | | • | • |
| Rear Windshield Heating & Defogging | | • | • |
| Rear Windshield Wiper | | • | • |
| Auto Frameless Wipers With Rain Sensor | | • | • |

| Wheels & Tyres | | Aspire | Apex |
|--|--|--------|------|
| 18" Alloy Wheels | | • | — |
| 19" Low Drag Alloy Wheels | | — | • |
| 225/55 R18 Giti Tyres | | • | — |
| 235/50 R19 Goodyear Tyres | | — | • |
| Non-Full-Size Spare Tyre + Lifiting Jack | | • | • |

| Interior | | Aspire | Apex |
|---|--|--------|------|
| Letherette Instrument Panel | | • | • |
| Microfiber Leather-Wrapped Multifunction Steering Wheel | | • | • |
| 4-Way Manual Adjustable Steering Wheel | | • | • |
| Auto-Dimming Interior Rearview Mirror | | • | • |
| Front Sun Visors with Vanity Mirrors | | • | — |
| Front Sun Visors with Vanity Mirrors and Lights | | — | • |
| One-Touch-Up/Down Four Windows | | • | • |
| Remote-Controlled All-Windows | | • | • |
| Operation (Including Sunroof) | | • | • |
| Front & Rear LED Reading Light | | • | • |
| LED Trunk Lights | | • | • |
| 256-Color Ambient Lighting | | — | • |
| Perforated PVC Seats Surface | | • | • |
| 6-Way Power Adjustable Driver Seat | | • | • |
| 4-Way Power Adjustable Passenger Seat | | • | • |
| Completely Flat Back Driver Seat | | • | — |
| Completely Flat Back Passenger Seat | | • | • |
| Front Seat Ventilation | | • | • |
| Front Seat Memory Settings | | — | • |
| Front Seat Massage Function | | — | • |
| 2-Way Power Adjustable Leg Support-Passenger Seat | | — | • |
| Dual Angle Adjustable Rear Seat Backrest | | • | • |
| Split-Folding Rear Seat | | • | • |
| Rear Seat Central Armrest & Headrest | | • | • |
| Underseat Storage Drawer-Rear Seat | | | |

| Intelligent Cabin | | Aspire | Apex |
|--|--|--------|------|
| Keyless Entry & Keyless Start | | • | • |
| W-HUD (Windshield Head-Up Display) | | — | • |
| FLYME AUTO In-Vehicle Infotainment System | | • | • |
| E04 High-Performance Chipset | | • | • |
| 15.4" HD Central Screen | | • | • |
| 10.2" LCD Dash Display | | • | • |
| Dual-zone Front Audio Control | | • | • |
| Smartphone Connection (CarbiteLink) | | • | • |
| Bluetooth Connectivity | | • | • |
| 4G Network Connectivity | | • | • |
| In-vehicle Wi-Fi | | • | • |
| Online Navigation | | • | • |
| Online Multimedia | | • | • |
| GEELY Apps Store | | • | • |
| Over-The-Air (OTA) Updates | | • | • |
| Apple Carplay* | | • | • |
| FM Radio | | • | • |
| USB Ports (Type-Ax2 & Type-Cx2) | | • | • |
| Electronic Toll Collection (ETC) Port | | • | • |
| 6-Speakers Audio System | | • | — |
| 16-Speakers FLYME SOUND Audio System (Including 2 Headrest Speakers) | | — | • |
| Front 12V Power Outlet | | • | • |
| Wireless Charging | | • | • |
| Online Scheduled Charging | | • | • |
| V2L (Vehicle-to-Load) Power Supply | | • | • |
| V2V(Vehicle-to-Vehicle) Power Supply | | • | • |

| Safety | | Aspire | Apex |
|---|--|--------|------|
| Geely Traction Control System (G-TCS) | | • | • |
| Collision Safety Power Cut-off System | | • | • |
| Electronic Stability Control System (ESC) | | • | • |
| Antilock Brake System (ABS) | | • | • |
| Electronic Brakeforce Distribution (EBD) | | • | • |
| Brake Assist System (BAS) | | • | • |
| Anti Rolling Program (ARP) | | • | • |
| Hill-Start Assist Control (HAC) | | • | • |
| Hill Descent Control (HDC) | | • | • |
| Multi-Collision Braking System (PIB) | | — | • |
| Two Front Airbags | | • | • |
| Front Row Side Curtain Airbags*2 | | • | • |
| Side Air Curtains*2 | | • | • |
| Front Seat Belts with Pretensioners & Force Limiters | | • | • |
| Rear Side Seat Belts with Pretensioners | | • | • |
| Seat Belt Reminder for Front Seats | | • | • |
| Seat Belt Reminder for Rear Seats | | • | • |
| ISO-FIX Child Safety Seat Anchors - Rear Seats | | • | • |
| Rear Occupant Detection System | | — | • |
| Tyre Pressure Monitoring System (w/Digital Display, TPMS) | | • | • |
| Front Parking Radars | | — | • |
| Rear Parking Radars | | • | • |
| 360° Panoramic View With Transparent Chassis View | | • | • |
| Eletronic Anti-Theft Immobiliser | | • | • |
| Burglar Alarm | | • | • |
| Speed-Detecting Automatic Door Lock | | • | • |
| Mechanical Child Safety Locks | | • | • |
| Low Speed Alert For EV Driving | | • | • |
| Events Recording System | | • | • |
| Trunk Escape Switch | | • | • |

| Air Conditioning | | Aspire | Apex |
|----------------------------|--|--------|------|
| Heat Pump A/C System | | • | • |
| Automatic Air Conditioning | | • | • |
| Rear A/C Vent | | • | • |
| Unlock/Delayed Ventilation | | • | • |
| Remote Ventilation | | • | • |

| ADAS | | Aspire | Apex |
|---|--|--------|------|
| Cruise Control System-CCS | | • | — |
| Automatic Emergency Brake-AEB | | — | • |
| Adaptive Cruise Control-ACC | | — | • |
| Intelligent Cruise Control-ICC | | — | • |
| Collision Mitigation Support Front-CMSF | | — | • |
| Collision Mitigation Support Rear-CMSR | | — | • |
| Rear Cross Traffic Alert-RCTA | | — | • |
| Rear Cross Traffic Brake-RCTB | | — | • |
| Lane Keeping Assistant-LKA | | — | • |
| Traffic Signs identification-TSIP | | — | • |
| Doors Open Warning-DOW | | — | • |
| Lanes Changing Assistant-LCA | | — | • |
| Blind Spots Detection-BSD | | — | • |
| Emergency Lane Keeping Assistant-ELKA | | — | • |
| Electronic Parking Brake (EPB) | | • | • |
| Auto Hold (AVH) | | • | • |

DISCLAIMER

1. Figures shown are based on WLTP (Worldwide Harmonised Light-Duty Procedure). Real-Life results may vary depending on driving style, road and traffic conditions, environmental influences, vehicle condition, use of ancillary features, and accessories fitted. The figures advertised are only for comparison amongst vehicles.
- 2.Charging times are based on the results of testing in specific conditions. The times provided may be influenced include but not limited to: ambient and battery temperature, charging unit conditions, and other environmental conditions.
- 31

3.Geely Connected Services are provided through a SiM card that is permanently installed in the vehicle. Features may vary by model, market, and service provider. Subscription fees may apply after the initial trial period. Check with your authorised Geely Dealer for more information. Geely Auto South Africa (Pty) Ltd is not responsible for service interruptions caused by network or coverage limitations.
- 4.Terms & conditions apply. Visit our website <https://www.geelyauto.co.za/> for more detail.

Photographs on this brochure may include overseas models and features not available in South Africa.
For further details or more information, please contact your authorised Geely dealer or visit our website:
<https://www.geelyauto.co.za/models/geely-e5-electric-suv>



SEE THE WORLD IN FULL